

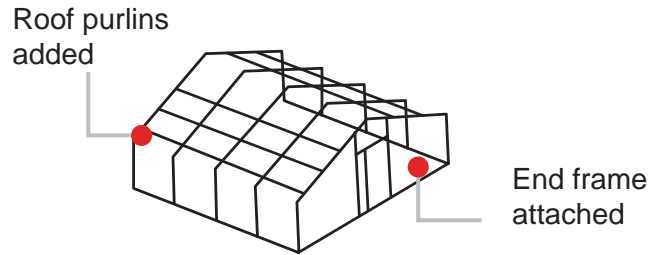


## Accelerated Transitional Relief Housing

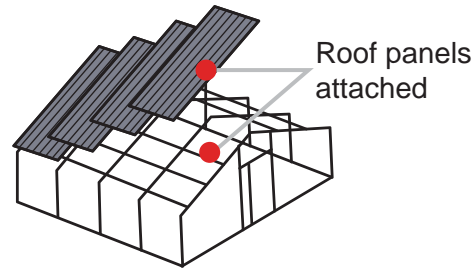
### Immediate Response

Steel frame members are easily erected in a few hours. Ground anchors are used to secure frame to ground

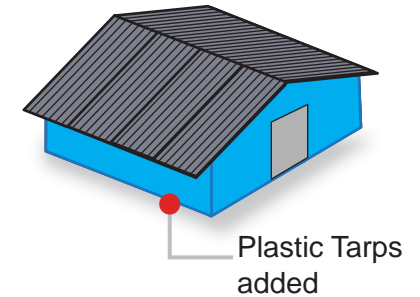
- 1** Steel frame members and roof purlins are assembled and system is anchored.



- 2** Roof panels are affixed to the purlins.



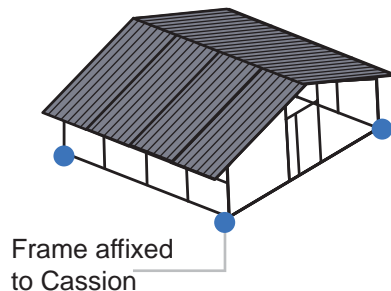
- 3** Flat plastic tarps are hung on exterior walls to create privacy and temporary protection from the elements.



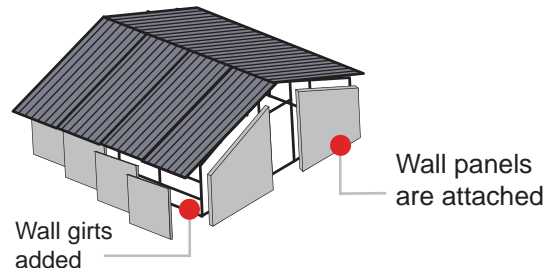
### Permanent Housing

Permanent housing is achieved using the same frame system and roof

- 4** Permanent Anchoring  
Frame system is affixed permanently with one caisson in each corner. (caisson: ground holes filled w/ concrete for anchoring). Note: This step may be done at time of original frame assembly.



- 5** Wall girts added and wall siding is attached.



- 6** The structure is now the basis of a permanent home.

